

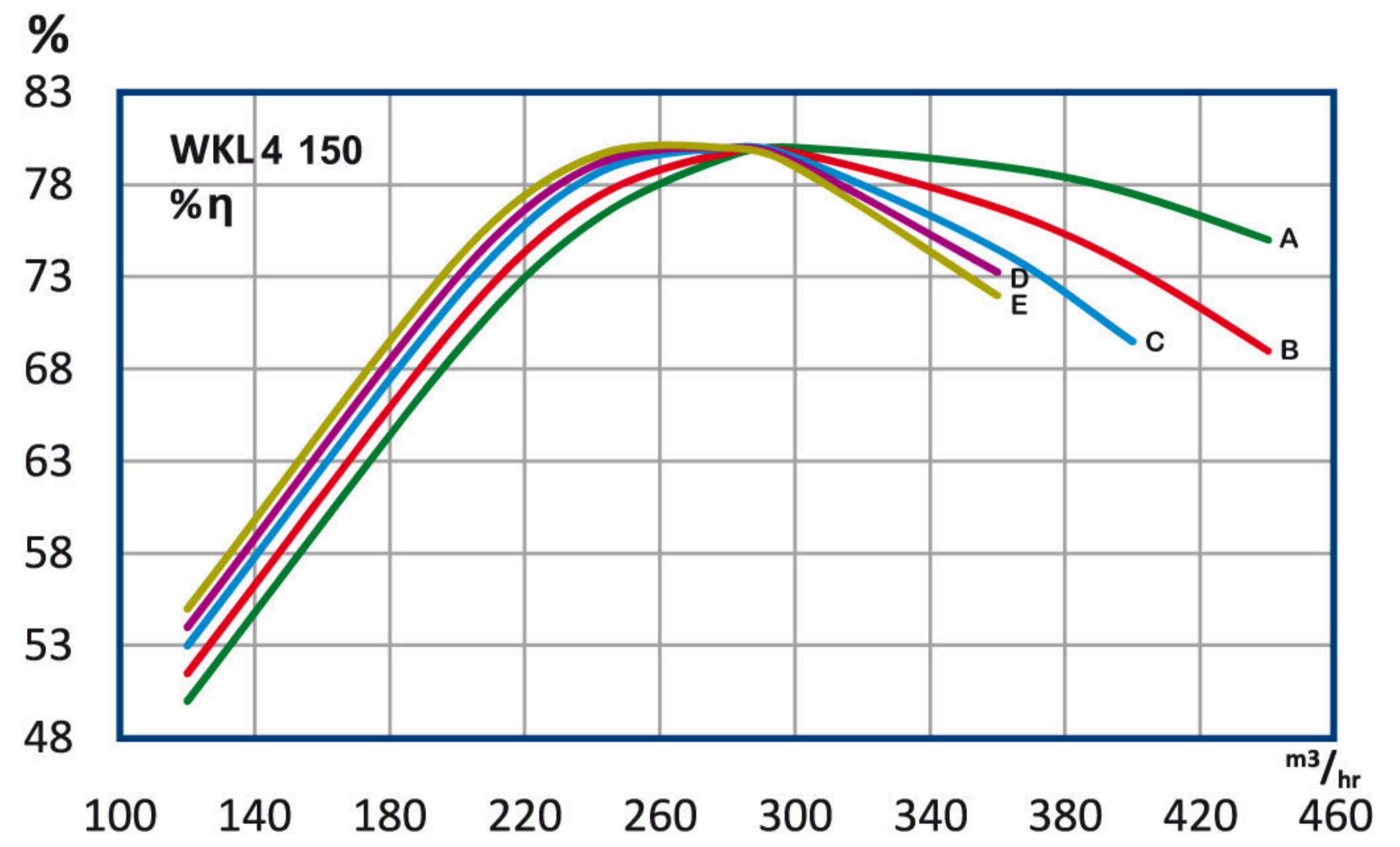
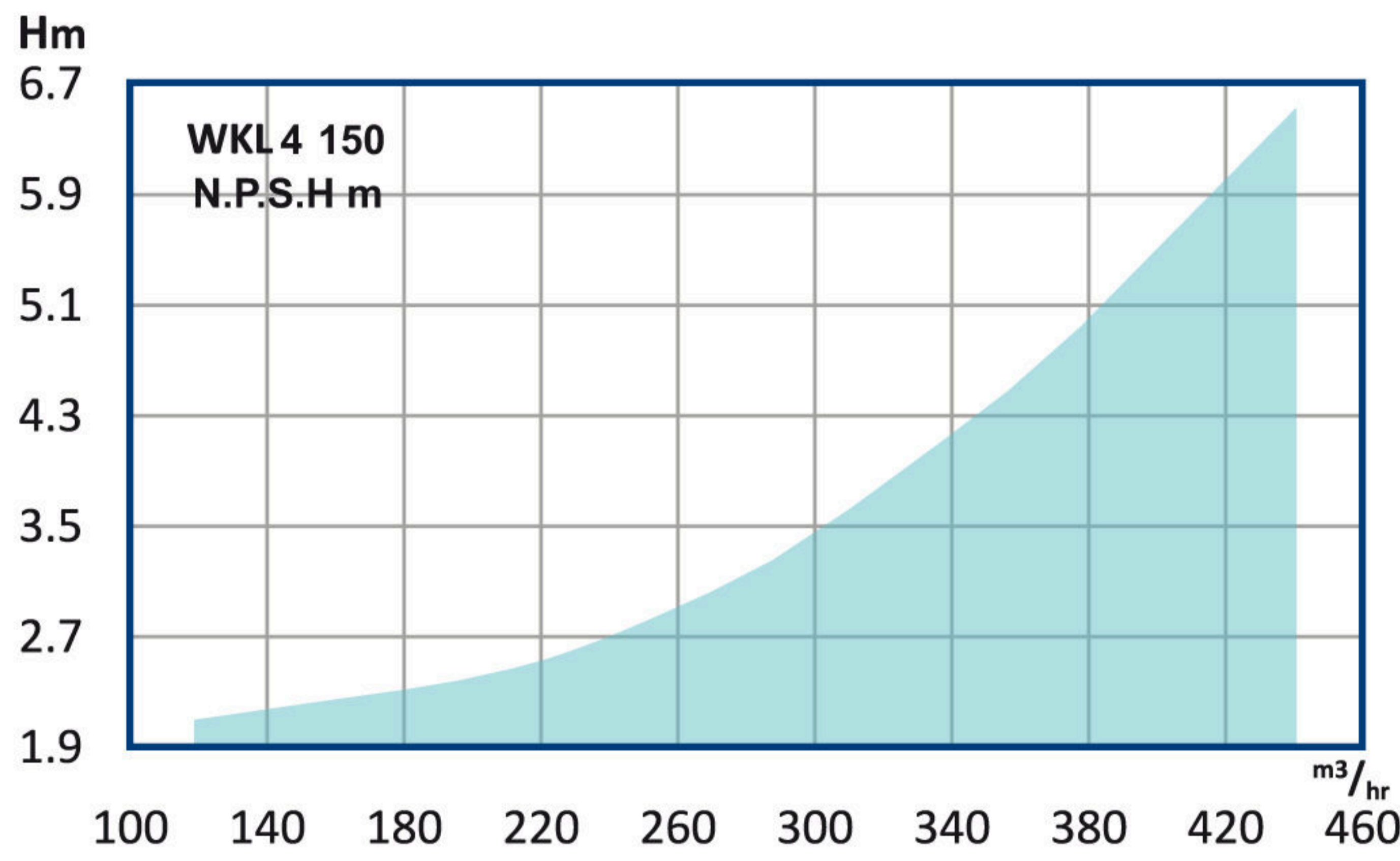
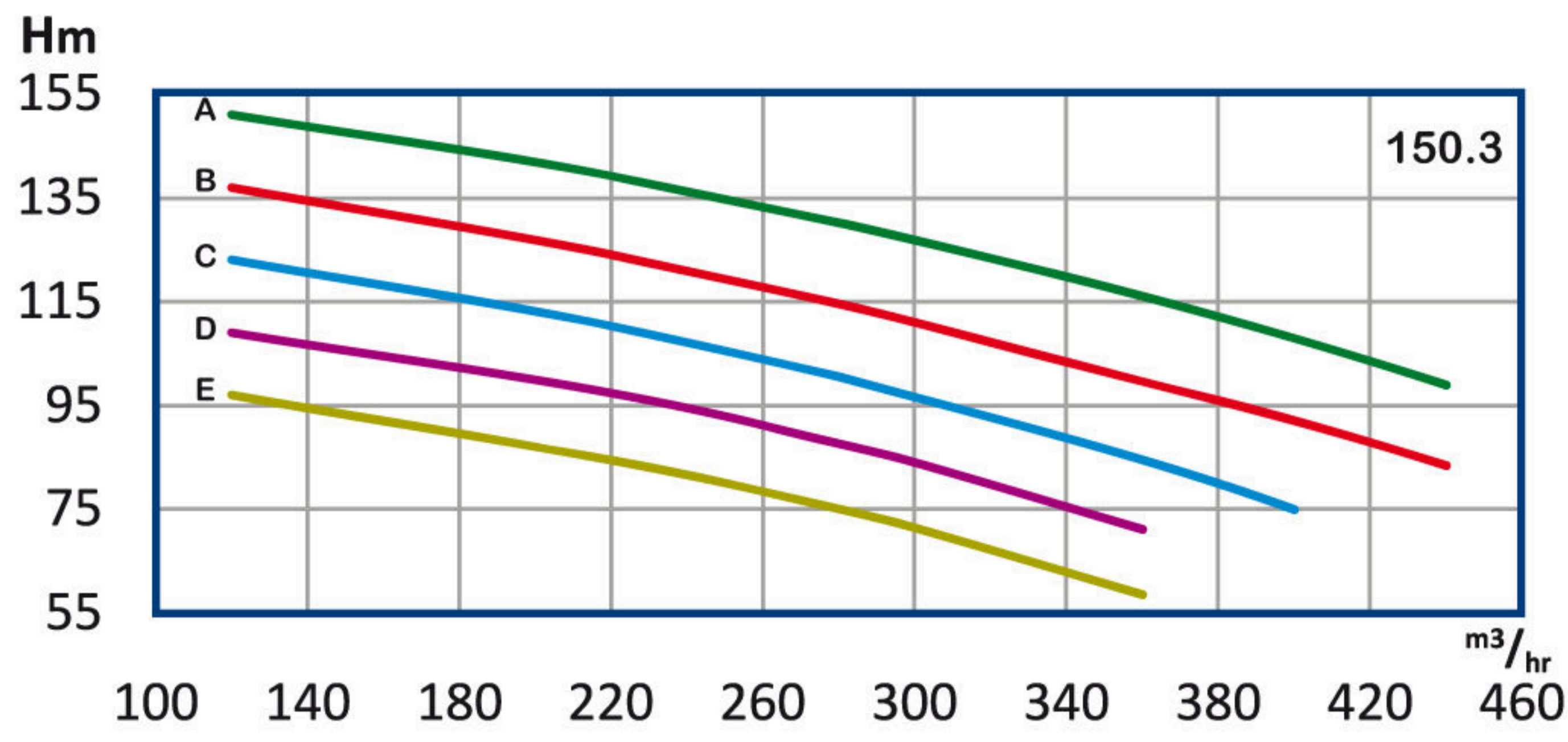
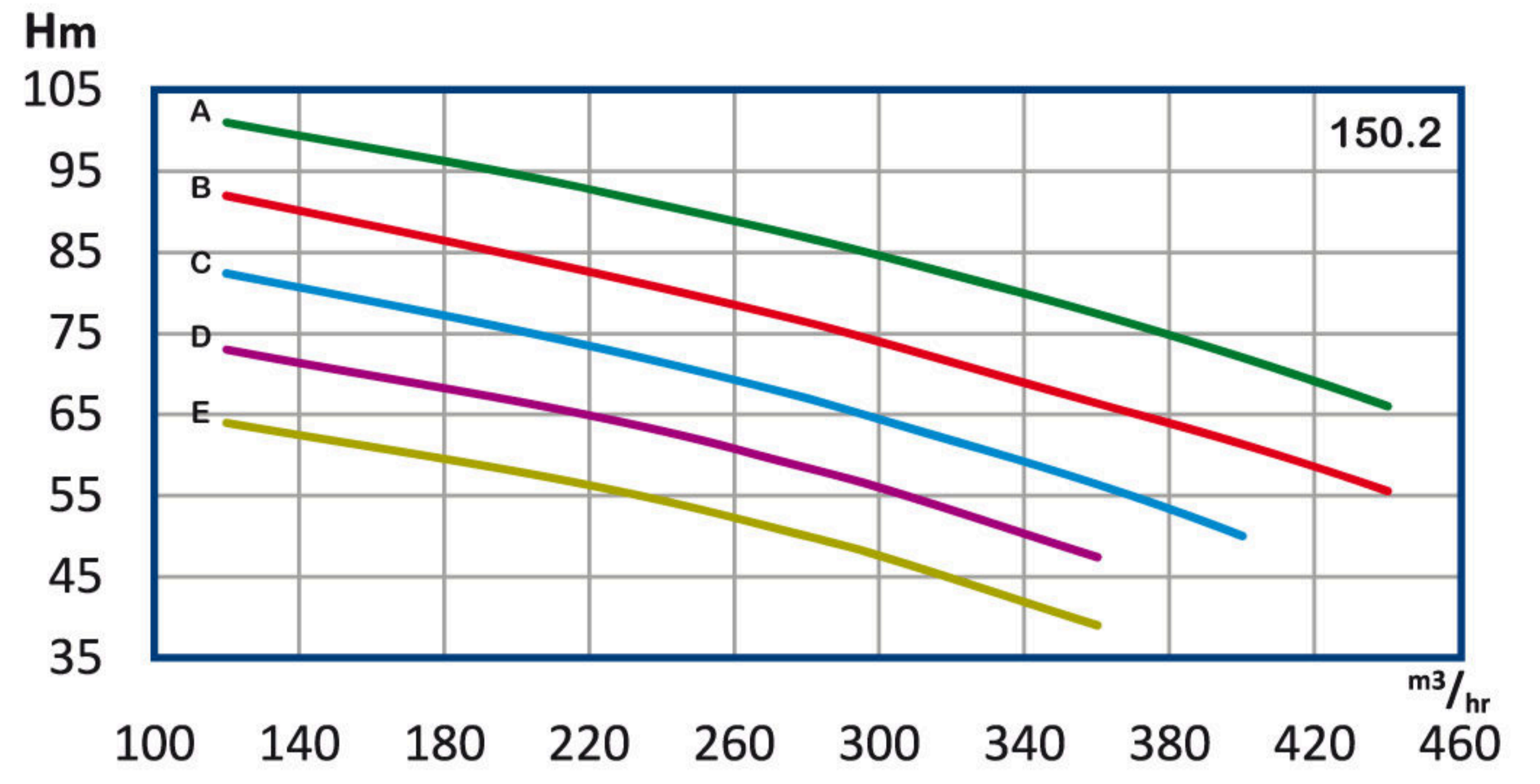
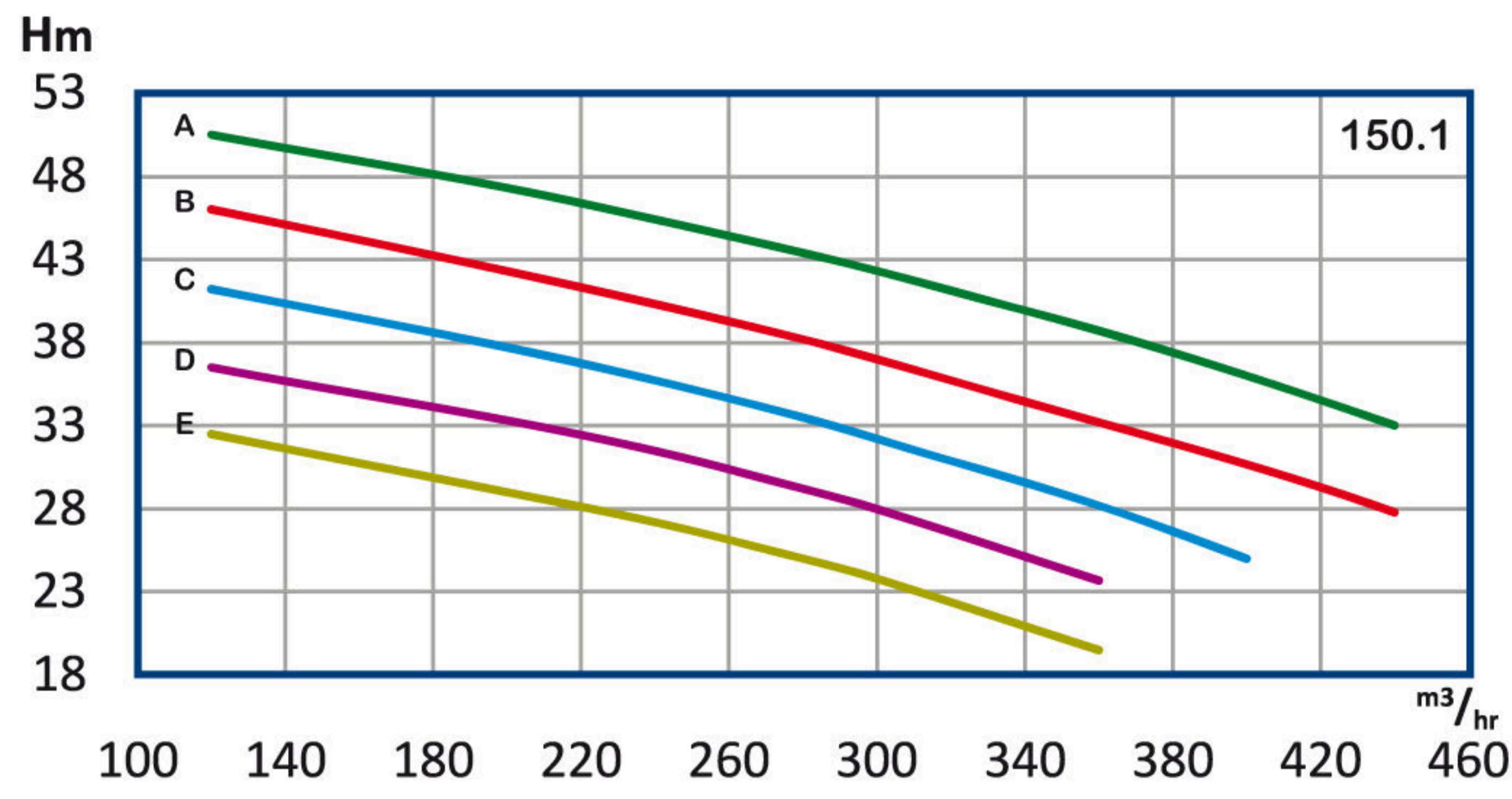
n ≈ 1450 rpm

پمپ WKLV4, WKL 4 150

تیپ پمپ	توان P		آمپر A	قطر پروانه D (mm)	قطر فلنج mm		Q آبدھی								
	KW	HP			مکش	رانس	m3/h	120	200	240	280	300	360	400	440
								33.3	55.6	66.7	77.8	83.4	100	111.1	122
WKLV4 150.1 E	30	40	58	300	200	150	H (m)	32.5	29	27.2	25	23.8	19.5	*	*
WKLV4 150.1 D	45	60	87	315				36.5	33.3	31.5	29.2	28	23.7	*	*
WKLV4 150.1 C	45	60	87	330				41.2	37.7	35.7	33.5	32.2	28.2	25	*
WKLV4 150.1 B	55	75	104	345				46	42.3	40.3	38.2	37	33.2	30.7	27.8
WKLV4 150.1 A	75	100	142	360				50.5	47.3	45.4	43.4	42.3	38.7	36	33
WKLV4 150.2 E	75	100	142	300				64	58	54.4	50	47.6	39	*	*
WKLV4 150.2 D	75	100	142	315				73	66.6	63	58.4	56	47.4	*	*
WKLV4 150.2 C	90	125	168	330				82.4	75.4	71.4	67	64.4	56.4	50	*
WKLV4 150.2 B	110	150	205	345				92	84.6	80.6	76.4	74	66.4	61.4	55.6
WKLV4 150.2 A	132	180	245	360				101	94.6	90.8	86.8	84.6	77.4	72	66
WKLV4 150.3 E	90	125	168	300				97	87	81.6	75	71.4	58.5	*	*
WKLV4 150.3 D	110	150	205	315				109	100	94.5	87.6	84	71	*	*
WKLV4 150.3 C	132	180	245	330				123	113	107	100.5	96.6	84.6	75	*
WKLV4 150.3 B	160	220	295	345				137	127	121	114.6	111	99.6	92	83.4
WKLV4 150.3 A	200	270	360	360				151	142	136.2	130.2	127	116	108	99

H	m	18	28	37	49	55	67	80	91	107	122	137	152
	ft	60	90	120	160	180	220	260	300	350	400	450	500

Q	m3 /h	120	200	240	280	300	360	400	440
	g.p.m	455	757	910	1060	1135	1363	1515	1665



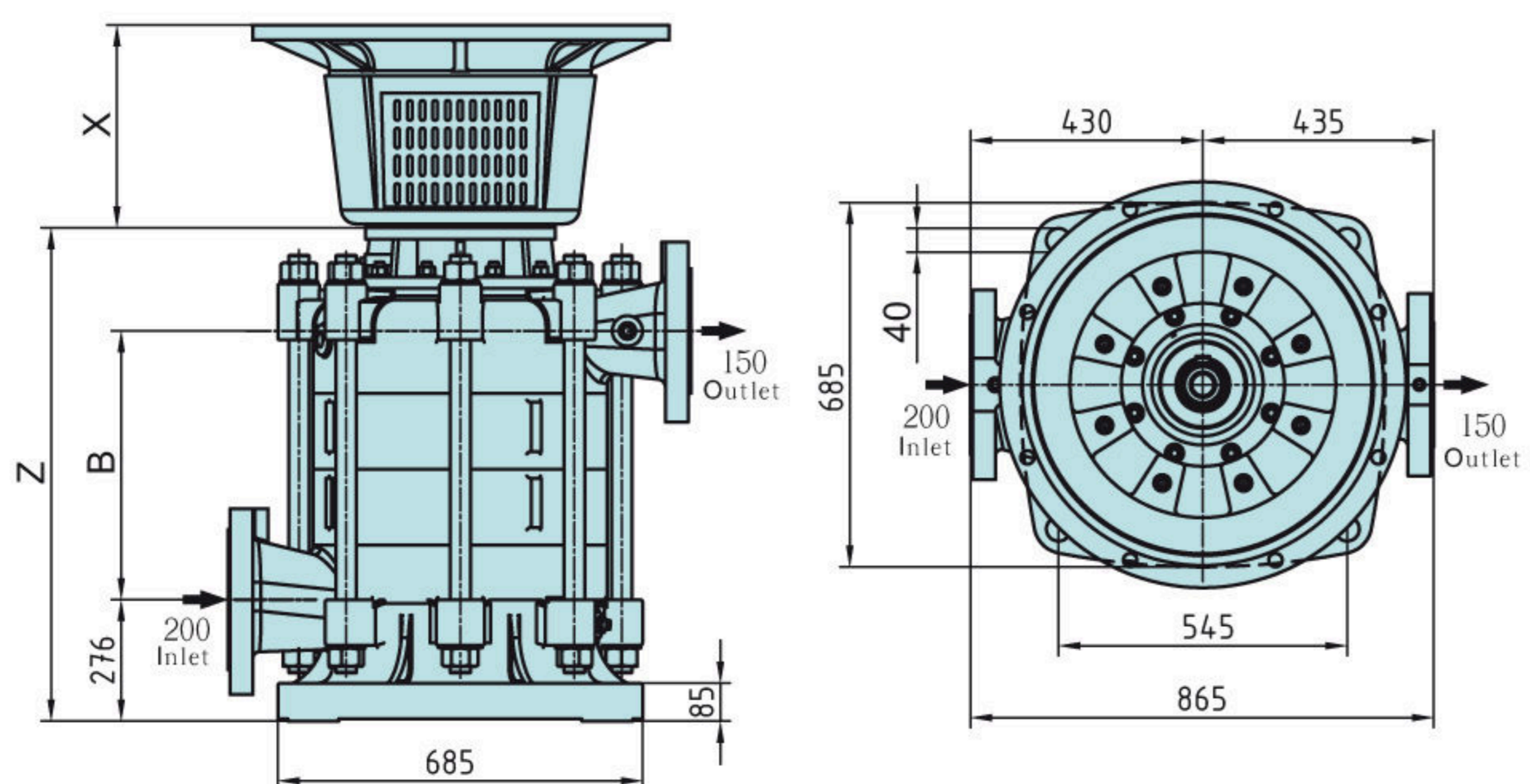
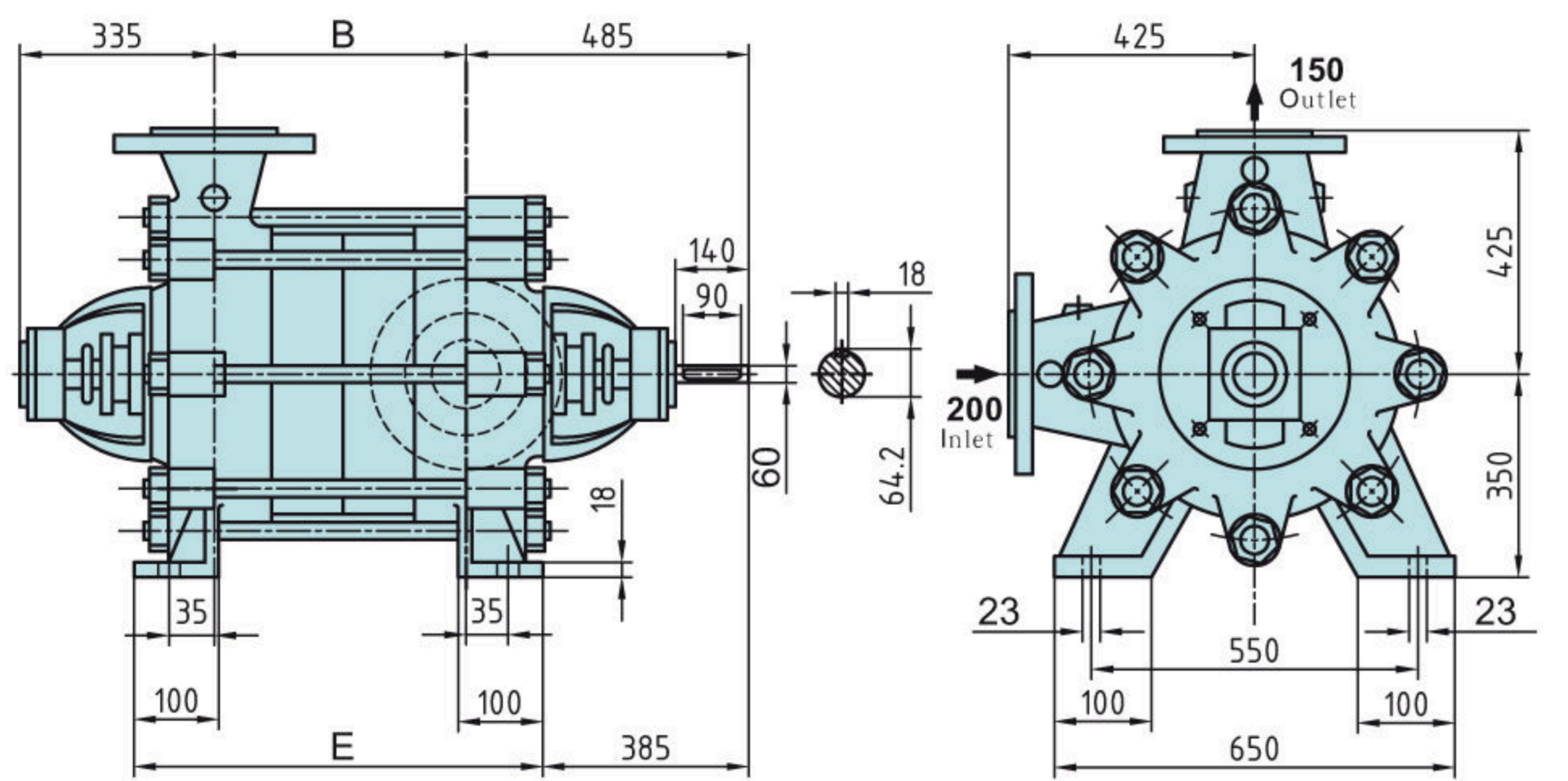
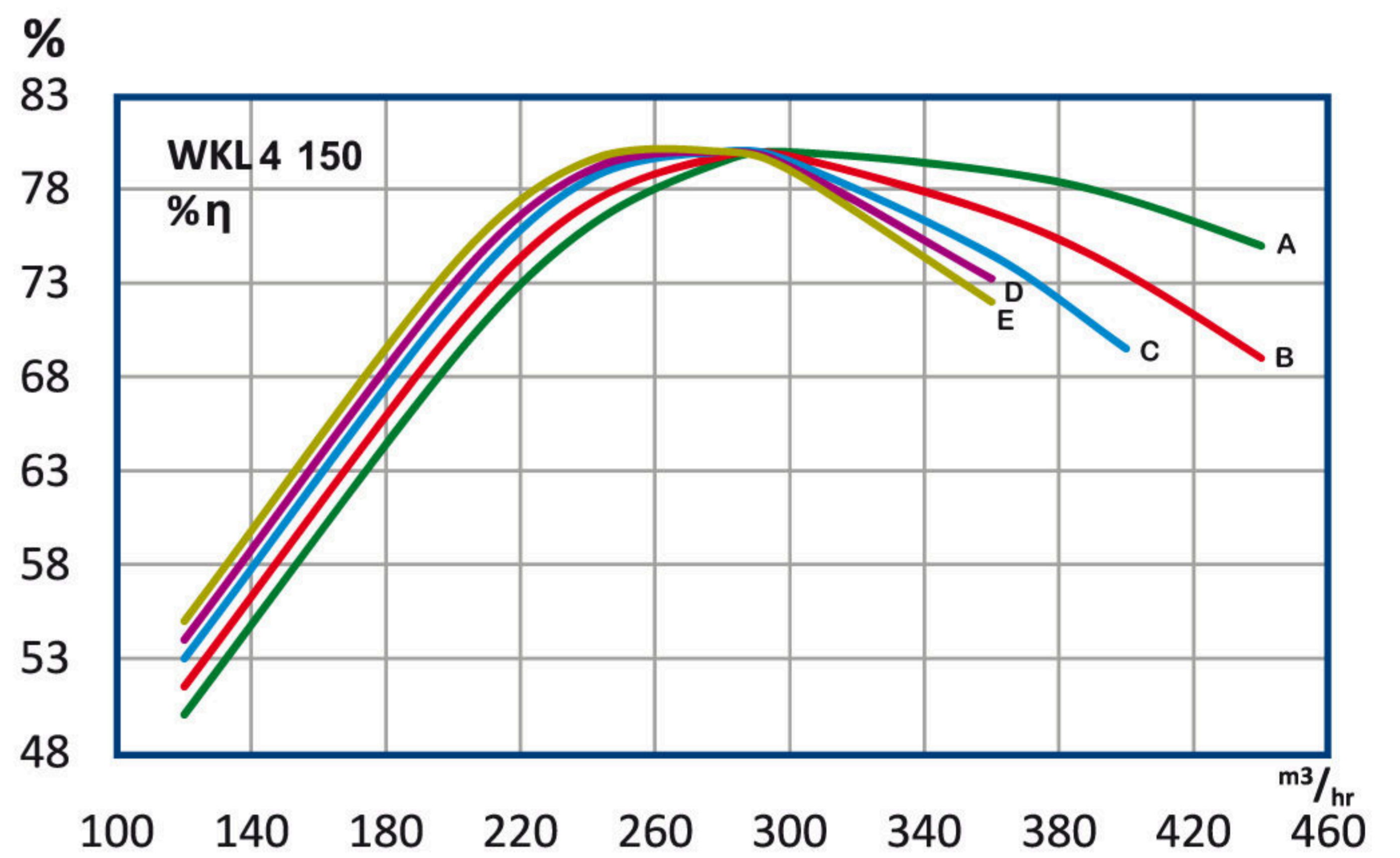
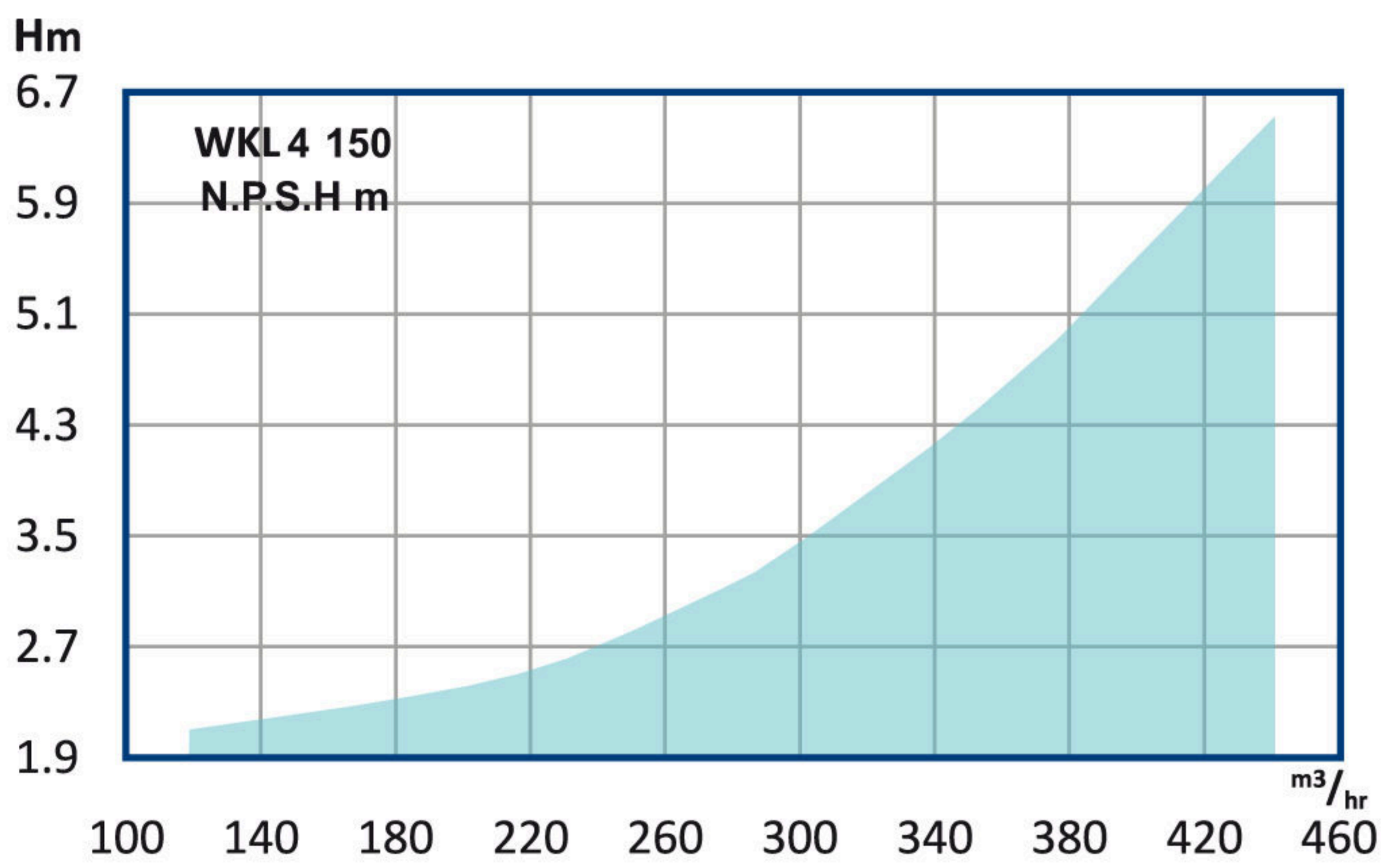
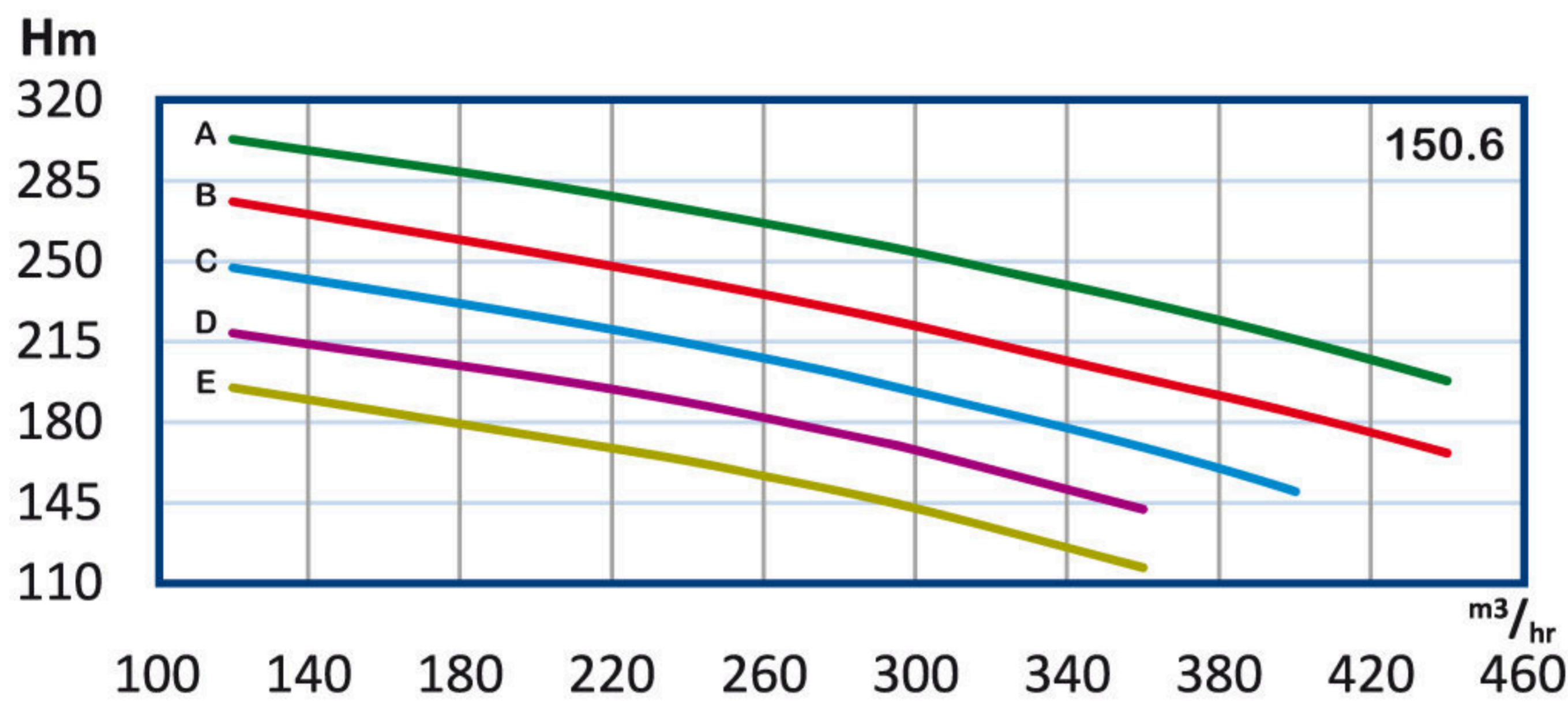
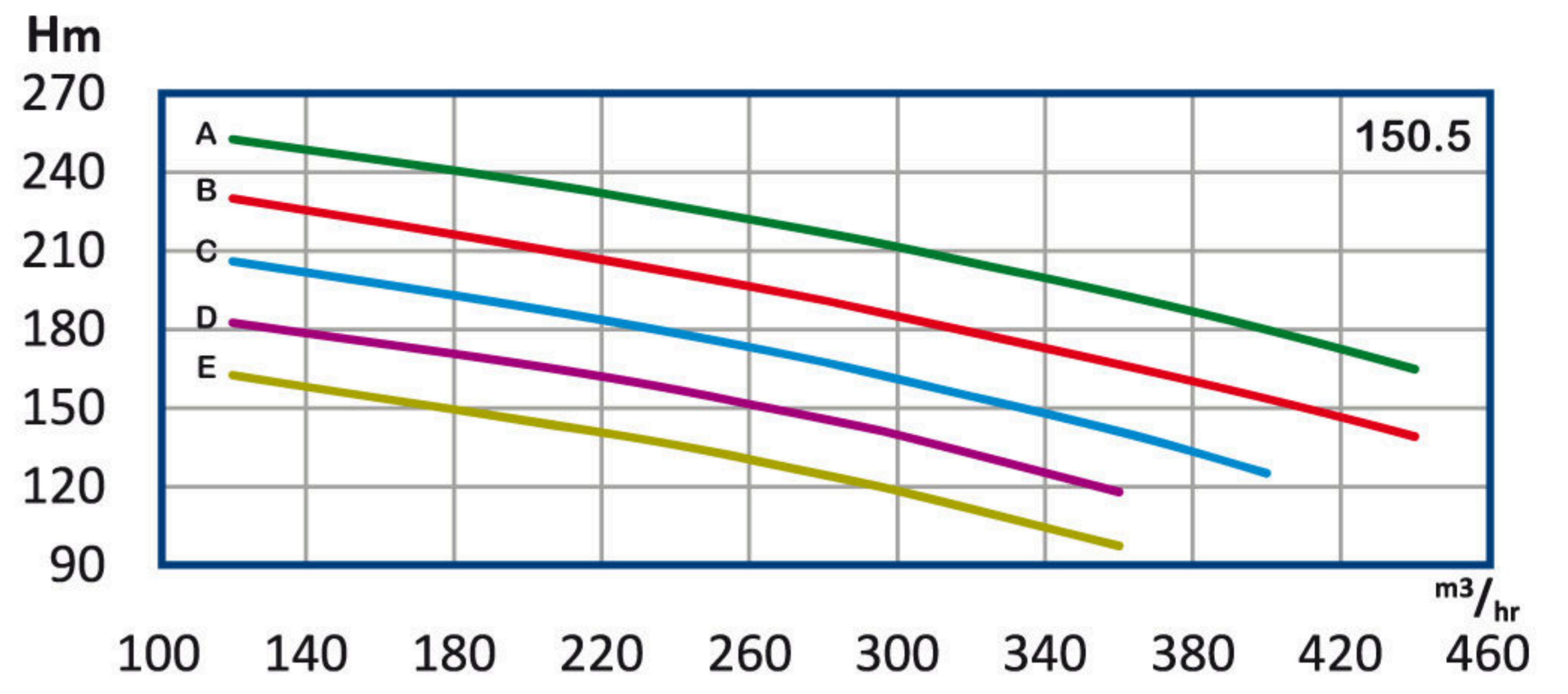
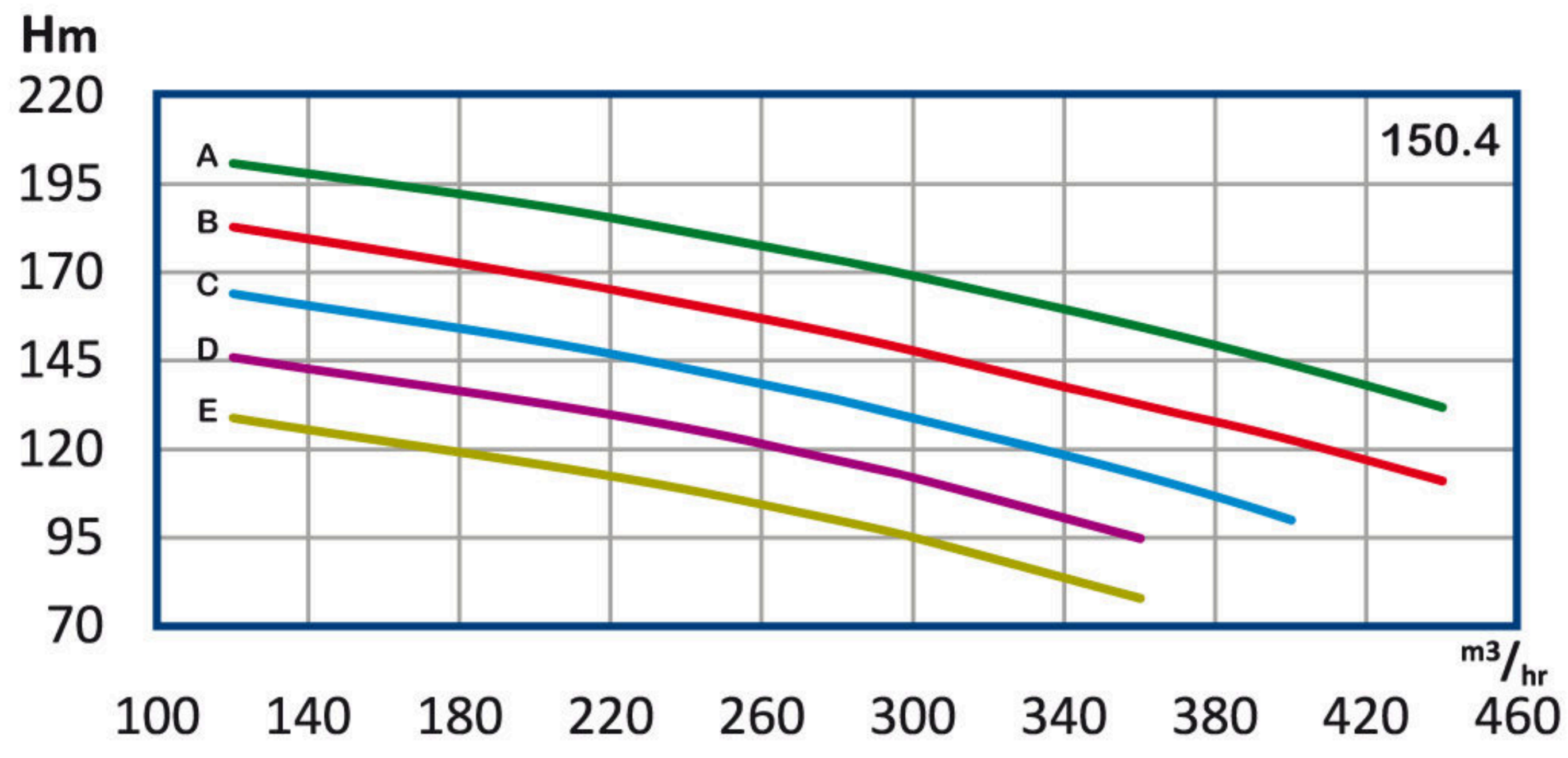
n ≈ 1450 rpm

پمپ WKLV4, WKL 4 150

تیپ پمپ	توان P		آمپر A	قطر پروانه D (mm)	قطر فلنج mm		Q آبدھی								
	KW	HP			مکش	رانس	m ³ /h	120	200	240	280	300	360	400	440
								l/s	33.3	55.6	66.7	77.8	83.4	100	111.1
WKLV4 150.4 E	132	180	245	300	200	150	H (m)	129	116	108.8	100	95.2	78	*	*
WKLV4 150.4 D	132	180	245	315				146	133.2	126	116.8	112	94.8	*	*
WKLV4 150.4 C	200	270	360	330				164	150.8	142.8	134	128.8	112.8	100	*
WKLV4 150.4 B	200	270	360	345				183	169.2	161.2	152.8	148	132.8	122.8	111.2
WKL4 150.4 A	250	340	450	360				201	189.2	181.6	173.6	169.2	154.8	144	132
WKLV4 150.5 E	160	220	295	300				162.5	145	136	124.5	118.5	97.5	*	*
WKLV4 150.5 D	200	270	360	315				182.5	166.5	157	145.8	139.8	118	*	*
WKLV4 150.5 C	200	270	360	330				206	188.5	178.5	167.5	161	141	125	*
WKL4 150.5 B	250	340	450	345				230	211.5	201.5	191	185	166.5	153.5	139
WKL4 150.5 A	315	427	570	360				252.5	236.5	227	217	211.5	193.5	180	165
WKLV4 150.6 E	200	270	360	300				195	174	163.2	150	142.8	117	*	*
WKLV4 150.6 D	200	270	360	315				219	199.8	188.8	175.2	168	142.2	*	*
WKL4 150.6 C	250	340	450	330				247.2	226.2	214.2	201	193.2	169.2	150	*
WKL4 150.6 B	315	427	520	345				276	253.8	241.8	229.2	222	199.2	184.2	166.8
WKL4 150.6 A	355	474	628	360				303	283.8	272.4	260.4	253.8	232.2	216	198

H	m	76	91	107	122	145	168	190	213	236	260	282	305
	ft	250	300	350	400	475	550	625	700	775	850	925	1000

Q	m ³ /h	120	200	240	280	300	360	400	440
	g.p.m	455	757	910	1060	1135	1363	1515	1665



جدول طول پمپ WKL4 150 (mm)

تعداد طبقه	B	E	تعداد طبقه	B	E
1	215	415	4	650	850
2	360	560	5	795	995
3	505	705	6	940	1140

جدول طول پمپ WKL4 150 تایپ A (mm)

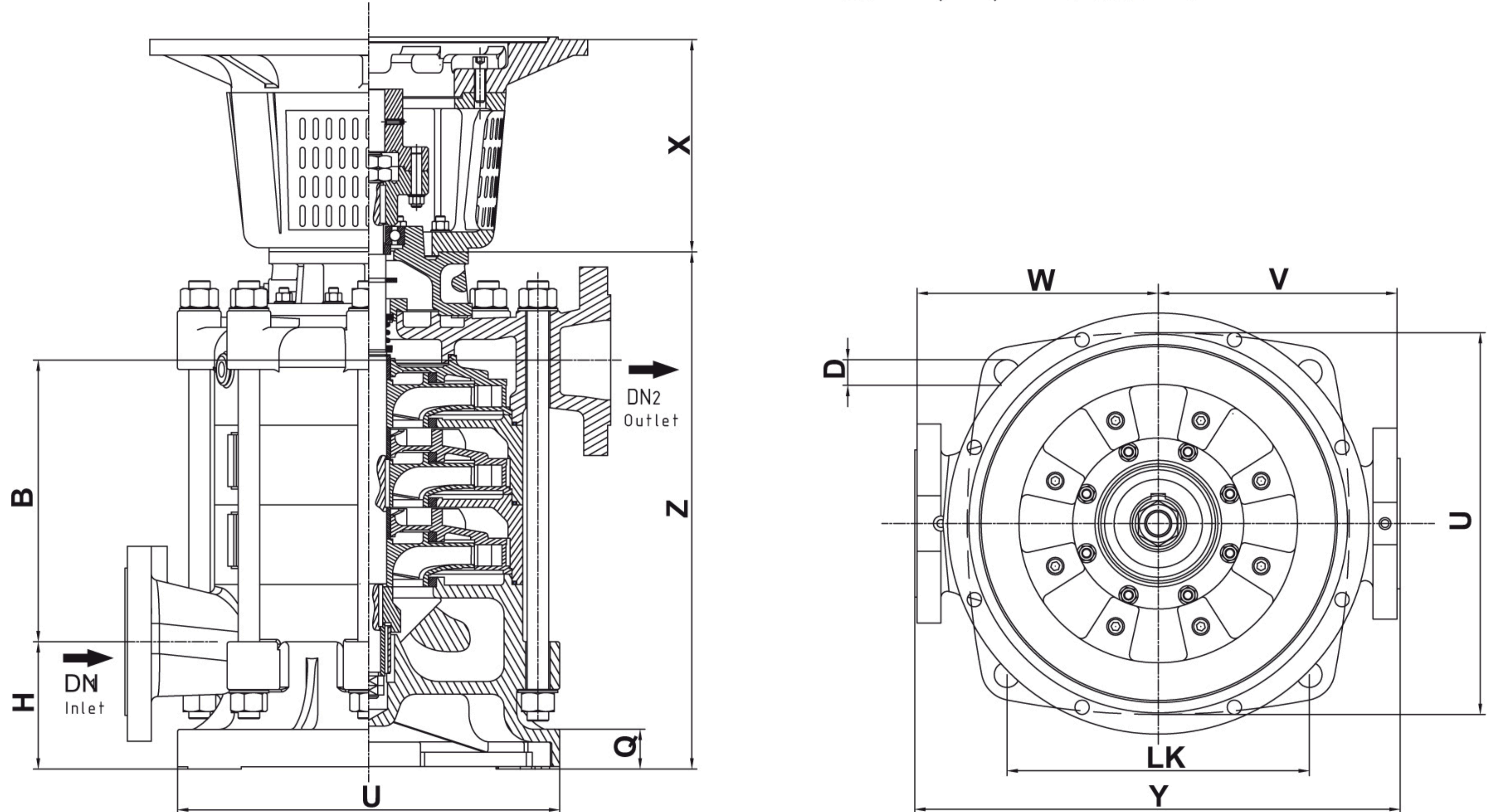
تعداد طبقه	B	Z	تعداد طبقه	B	Z
1	214	750	4	649	1185
2	359	895	5		
3	504	1040	6		

جدول طول پمپ WKL4 150 تایپ B (mm)

تعداد طبقه	B	Z	تعداد طبقه	B	Z
1	214	730	4	649	1165
2	359	875	5		
3	504	1020	6		

X: متناسب با قدرت الکترو موتور تغییر می یابد.

جدول ابعاد پمپ های WKLV4 , WKLV (80-150)



Type	(mm)									
	DN1	DN2	LK	Y	U	D	W	V	Q	H
WKLV4 / WKLV 80	100	80	324	526	400	24	260	260	45	162
WKLV4 100	125	100	380	610	480	32	303	300	50	160
WKLV4 125	150	125	523	769	660	40	385	384	85	249
WKLV4 150	200	150	545	865	685	40	430	435	85	276

Type	طول پمپ	(mm)											
		1	2	3	4	5	6	7	8	9	10	11	12
WKLV4 / WKLV 80	B	95	178	261	344	427	510	593	676	759	842	925	1009
	Z	401	484	567	650	733	816	899	982	1065	1148	1231	1314
WKLV4 100	B	154	254	354	454	554	654	754	854	954	1054	*	*
	Z	450	550	650	750	850	950	1050	1150	1250	1350	*	*
WKLV4 125	B	172	287	402	517	632	747	*	*	*	*	*	*
	Z	631	746	861	976	1091	1206	*	*	*	*	*	*
WKLV4 150 Type A	B	214	359	504	649	794	939	*	*	*	*	*	*
	Z	750	895	1040	1185	1330	1475	*	*	*	*	*	*
WKLV4 150 Type B	B	214	359	504	649	794	939	*	*	*	*	*	*
	Z	730	875	1020	1165	1310	1455	*	*	*	*	*	*